

**i** **This site is being upgraded.** It's an early, in-progress version of an improved ESF Transparency Portal.



U.S. DEPARTMENT OF EDUCATION

# Education Stabilization Fund

ESF / ESF Reporting / HEERF - 049742047 - Year One - Review

## HEERF Fund Annual Report - Year One

Closed

Last Modified: angela.dejesus@guayama.inter.edu - 2/2/2021, 12:02:23 PM

— 1 — 2 — 3 — 4 — 5 — 6 — 7 — 8 — 9 — 10 — 11 **Review**

### Instructions

### INTER AMERICAN UNIVERSITY OF PUERTO RICO GUAYAMA CAMPUS - Review

Expand All

Collapse All

#### General Information

Institutional Identifiers and Contact Information:

Institution Name

INTER AMERICAN UNIVERSITY OF PUERTO RICO GUAYAMA

DUNS#

049742047

Please identify the OPEID(s) for this institution:

02282700

Please report on these HEERF grant PR/Award Numbers:

PR Number 1

P425E202564 (Student Aid)

Awarded Amount 1

\$1,676,976.00

PR Number 2

P425F200294 (Institutional Aid)

Awarded Amount 2

\$1,676,975.00

PR Number 3

P425L200017 (MSIs)

Awarded Amount 3

\$234,926.00

**Total Awarded Amount**

Total Awarded Amount

**\$3,588,877.00**

Who is the lead contact for this annual data collection?

Name

Angela de Jesus

Title

Chancellor

Telephone

(787) 994-9501

E-mail

grants\_guayama@inter.edu

## Funds Expended



1) Did you expend all of your HEERF funds prior to the end of the reporting period, making this your final annual report? \*


Yes


No

## Websites




2) Reporting on institution websites:

- a) CARES HEERF quarterly reporting webpage <http://www.guayama.inter.edu/cares-act-report/> URL:
- b) Student Portion Reporting: Provide all active website URLs posted by your campus, or by the institution on behalf of your campus(es), as required by the August 31 notice in the Federal Register  (including any URLs that are still active that provide archived information).

- c) Institutional Portion, (a)(2), and (a)(3) Reporting: Provide all active website URLs posted by your campus, or by institutions on behalf of your campus(es) as required by the quarterly Higher Education Emergency Relief Fund (HEERF) Data Collection Form  (including any URLs that are still active that provide archived information).

## Student Eligibility



- 3) How did your institution determine which students were eligible  to receive emergency financial aid grants under any of the CARES Act HEERF programs?

a) My institution has received an Institutional Student Information Record (ISIR) or Student Aid Report (SAR) on file that verifies student eligibility for Title IV federal student aid (Title IV aid).

Yes	No
-----	----

b) My institution allowed students to attest to their eligibility for Title IV aid by completing an alternative application form developed by the institution for this purpose.

Yes	No
-----	----

c) My institution used another method for determining which students were eligible to receive emergency financial aid grants under the CARES Act.

Yes	No
-----	----

## Aid Determination



- 4) How did your institution determine which students received emergency financial aid grants to students and how much each student would receive? Please indicate if any of the following strategies were used.

4.1) Did you distribute the same amount to all eligible students regardless of different circumstances? \*



Yes

No

## Aid Distribution



- 5) How did your institution distribute the emergency financial aid grants to students?

a) Checks

Yes

No

b) Electronic funds transfer / Direct deposit

Yes

No

c) Debit cards

Yes

No

d) Payment apps

Yes

No

e)

Yes

No

## Emergency Grants ^

6) Did your institution provide any instructions, directions, or guidance to students (e.g. FAQs) about the emergency financial aid grants upon disbursement? \*

Yes

No

a) Upload PDF/MS Word document instructions, directions, or guidance (up to 5 files):

The grantee has uploaded 4 files in response to this question.

or

b) Provide any active URLs with instructions, directions, or guidance on how to use the grants:

## Emergency Financial Aid ^

7) Use the instructions noted in the Appendix to complete the following table


Emergency Financial Aid Grants Awarded to Students (direct grants and amounts reimbursed)

Number of Students

Amount Disbursed - Section 18004(a)(1)

Amount Disbursed - Section


Number of Eligible Students

7.1) How many students were eligible to receive HEERF emergency grants made available under section 18004 of the CARES Act  ?

7.1.1) All HEERF Emergency Financial Aid Grant eligible students

1,600

7.1.2) Undergraduates 

i) Full-time students 



Pell grant recipient

a) 1,079



Non-Pell grant recipient

b) 51

ii) Part-time students

Pell grant recipient

a) 210

Non-Pell grant recipient

b) 129

7.1.3) Graduates

i) Full-time students

Full-time students

71

ii) Part-time students

Part-time students

20


**Number of HEERF Student Recipients – Emergency Grants to Students (unduplicated)**

7.2) How many students received emergency financial aid grants provided under Section 18004 of the CARES Act? (unduplicated across all HEERF sections)

7.2.1) All HEERF Emergency Financial Aid Grant eligible students

1,575

7.2.2) Undergraduates 

i) Full-time students 



Pell grant recipient

a) 1,077



Non-Pell grant recipient

b) 86

ii) Part-time students

Pell grant recipient

a) 208

Non-Pell grant recipient

b) 117

7.2.3) Graduates

Full-time students

Full-time students

69

Part-time students

Part-time students

18

## Summary

The amounts displayed under the Summary section are auto-calculated based on the responses entered in the Number of HEERF Student Recipients and the HEERF Amount Disbursed questions


## HEERF Amount of Grants Disbursed

What was the amount of grants disbursed to students through all HEERF funds?

All HEERF Emergency Financial Aid Grant eligible students

\$1,662,214.96

Undergraduates 

i) Full-time students 



Fell grant recipient

a) \$1,195,569.67



Non-Fell grant recipient

b) \$72,664.96

ii) Part-time students

Fell grant recipient

a) \$227,348.78

Non-Fell grant recipient

b) \$96,508.15

Graduates

i) Full-time students

Full-time students  
\$59,040.28

ii) Part-time students

Part-time students  
\$9,083.12

## Average HEERF Amount Awarded



Among students who received HEERF emergency financial aid grants, what was the average award amount per student?

\$1,055.37



i)



Pell grant recipient

a) \$1,110.09



Non-Pell grant recipient

b) \$844.94

ii)

Pell grant recipient

a) \$1,102.64

Non-Pell grant recipient

b) \$824.86

Full-time students

\$855.66

Part-time students

\$504.62

8) Provide the total amount of HEERF funds expended on the categories provided.

Please note that the CARES Act prohibits the use of funding for the provision of pre-enrollment recruitment activities; endowments; or capital outlays associated with facilities related to athletics, sectarian instruction, or religious worship. In addition, please note that this template is meant to serve as a guide, and therefore IHEs are not required to categorize amounts in every category listed but only those that IHEs found applicable to their unique circumstances. Lastly, reported numbers should be consistent with previously published quarterly funding reports (the sum of quarterly reports should equal the value of the annual report).

8.1) Providing additional emergency financial aid grants to students.



Amount in (a)(1) Institutional dollars	Amount in (a)(2) dollars, if applicable	Amount in (a)(3) dollars, if applicable
\$1,583,608.67	\$0.00	\$0.00

**Explanatory Note**

Allocation for students do to the COVID\_19

8.2) Providing reimbursements for tuition, housing, room and board, or other fee refunds.

Amount in (a)(1) Institutional dollars	Amount in (a)(2) dollars, if applicable	Amount in (a)(3) dollars, if applicable
\$17,741.60	\$0.00	\$0.00

**Explanatory Note**

Fee refunds to students

8.3) Providing tuition discounts.

Amount in (a)(1) Institutional dollars

Amount in (a)(2) dollars, if applicable

Amount in (a)(3) dollars, if applicable

Not Applicable

\$0.00

\$0.00

### Explanatory Note

N/A

8.4) Covering the cost of providing additional technology hardware to students, such as laptops or tablets, or covering the added cost of technology fees.

Amount in (a)(1) Institutional dollars

Amount in (a)(2) dollars, if applicable

Amount in (a)(3) dollars, if applicable

\$180,907.87

\$0.00

\$0.00

### Explanatory Note

1) Purchase and acquisition of software and eBooks as a pedagogical strategy to offer online courses, foster students understanding, and students success taking the online courses. 2) Purchase and acquisition of 25 laptops to provide support

8.5) Providing or subsidizing the costs of high-speed internet to students or faculty to transition to an online environment.

Amount in (a)(1) Institutional dollars

Amount in (a)(2) dollars, if applicable

Amount in (a)(3) dollars, if applicable

\$0.00

\$0.00

\$0.00

### Explanatory Note

N/A

8.6) Subsidizing off-campus housing costs due to dormitory closures or decisions to limit housing to one student per room; subsidizing housing costs to reduce housing density; paying for hotels or other off-campus housing for students who need to be isolated; paying travel expenses for students who need to leave campus early due to coronavirus infections or campus interruptions.

Amount in (a)(1) Institutional dollars

\$0.00

Amount in (a)(2) dollars, if applicable

\$0.00

Amount in (a)(3) dollars, if applicable

\$0.00

### Explanatory Note

N/A

8.7) Subsidizing food service to reduce density in eating facilities, to provide pre-packaged meals, or to add hours to food service operations to accommodate social distancing.

Amount in (a)(1) Institutional dollars

\$0.00

Amount in (a)(2) dollars, if applicable

\$0.00

Amount in (a)(3) dollars, if applicable

\$0.00

### Explanatory Note

N/A

8.8) Costs related to operating additional class sections to enable social distancing, such as those for hiring more instructors and increasing campus hours of operations.

Amount in (a)(1) institutional dollars

\$0.00

Amount in (a)(2) dollars, if applicable

\$0.00

Amount in (a)(3) dollars, if applicable

\$0.00

### Explanatory Note

N/A

8.9) Campus safety and operations



Amount in (a)(1) institutional dollars

\$42,729.95

Amount in (a)(2) dollars, if applicable

\$93,805.21

Amount in (a)(3) dollars, if applicable

\$0.00

### Explanatory Note

(1) Purchase of personal protection equipment, disinfecting and cleaning supplies to prevent COVID-19. (2) Purchase and acquisition of 50 air purifiers to maintain an adequate environment in campus facilities as a preventive measure.

8.10) Purchasing, leasing, or renting additional instructional equipment and supplies (such as laboratory equipment or computers) to reduce the number of students sharing equipment or supplies during a single class period and to provide time for disinfection between uses.

Amount in (a)(1) institutional dollars

\$345,396.74

Amount in (a)(2) dollars, if applicable

\$7,640.15

Amount in (a)(3) dollars, if applicable

\$0.00

(1) Purchase of laboratory equipment and supplies, (2) Purchase of audiovisual equipment for virtual classrooms, (3) Purchase of acrylics panels as a measure to provide social distancing in all of Campus laboratories and offices that offers

8.11)

Amount in (a)(1) Institutional dollars	Amount in (a)(2) dollars, if applicable	Amount in (a)(3) dollars, if applicable
Not Applicable	\$62,503.00	\$0.00

Lost revenue due to the reduction of student enrollment

8.12)



Amount in (a)(1) Institutional dollars	Amount in (a)(2) dollars, if applicable	Amount in (a)(3) dollars, if applicable
Not Applicable	\$0.00	\$0.00

N/A

8.13)

<small>Amount in (a)(1) institutional dollars</small>	<small>Amount in (a)(2) dollars, if applicable</small>	<small>Amount in (a)(3) dollars, if applicable</small>
\$288,235.28	\$0.00	\$0.00

(1) Purchase of 150 laptops for the faculty and 87 laptops for the administrative staff to facilitate work in the office and remotely. (2) Creation of online courses to enhance the distance learning courses.

8.14)

<small>Amount in (a)(1) institutional dollars</small>	<small>Amount in (a)(2) dollars, if applicable</small>	<small>Amount in (a)(3) dollars, if applicable</small>
\$0.00	\$0.00	\$0.00

N/A

8.15)



<small>Amount in (a)(1) institutional dollars</small>	<small>Amount in (a)(2) dollars, if applicable</small>	<small>Amount in (a)(3) dollars, if applicable</small>
\$35,829.02	Not Applicable	Not Applicable

Offering courses on the ABCPR television channel.

8.16)



Amount in (a)(2) Institutional dollars

Amount in (a)(2) dollars, if applicable

Amount in (a)(3) dollars, if applicable

Not Applicable

\$0.00

\$0.00

N/A

8.17)

Amount in (a)(2) Institutional dollars

Amount in (a)(2) dollars, if applicable

Amount in (a)(3) dollars, if applicable

\$2,494,449.13

\$183,948.36

\$0.00

8.18)

Total Expenditures

\$2,678,397.49



9) Provide the number of students who ever received HEERF grant funds in the reporting period and their enrollment status at the end reporting period

- |  |        |
|--|--------|
| a) How many students received emergency financial aid grants through any of the HEERF funds?   | 1,575  |
| b) How many of the students who ever received HEERF Emergency Financial Aid Grants dropped out (withdrawal without a completion record or return to school since receiving funds)? | 395    |
| c) How many of the students who ever received HEERF Emergency Financial Aid Grants are still enrolled at your institution?   | 947    |
| d) How many of the students who ever received HEERF Emergency Financial Aid Grants have completed their program of study at your institution?                                      | 233    |
| e) Withdrawal rate for students who received HEERF Emergency Financial Aid Grants  | 25.08% |

## Full-Time Equivalent (FTE) Positions



10) Provide the number of full-time equivalent (FTE) positions as of the listed reporting dates.

*(The number of FTE positions includes all staff regardless of whether the position is funded by Federal, State, local, or other funds—including instructional and non-instructional staff and contractors—and equals the sum of the number of full-time positions plus the full-time equivalent of the number of part-time positions.)*

Full-time equivalent (FTE) positions as of September 30, 2018	Full-time equivalent (FTE) positions as of September 30, 2019	Full-time equivalent (FTE) positions as of March 13, 2020	Full-time equivalent (FTE) positions on the last day of the reporting period
151	147	147	139

Previous

Cancel

Export Data

End Notes



Burden Statement



— 1 — 2 — 3 — 4 — 5 — 6 — 7 — 8 — 9 — 10 — 11 **Review**

## Site Resources

[About the Data](#)

[Grantee Help](#)

[Data Download](#)

[API Documentation](#)

[Glossary](#)

[ESF Contacts](#)

[About the Data](#)

[Grantee Help](#)

[Data Download](#)

[API Documentation](#)

[Glossary](#)

[ESF Contacts](#)



[www.covid-relief-data.ed.gov](http://www.covid-relief-data.ed.gov)

An official website of the Department of Education

Website Policies

Looking for U.S. government information and services? **Visit USA.gov**

Looking for U.S. government information and services? **Visit USA.gov**

U.S. Department of Education



**Contact Us**

1-800-USA-LEARN

U.S. Department of Education



**Contact Us**

1-800-USA-LEARN